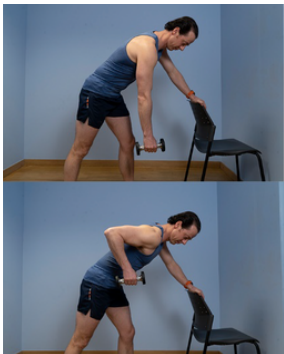



Non-specific Neck Pain Advanced Programme

Aim to perform this programme a minimum of once per day unless prescribed otherwise. As with any new exercise, start slowly (repetitions as able) and build up as you are able within the guidelines below. Pain should not exceed 4/10 whilst completing this exercise programme.



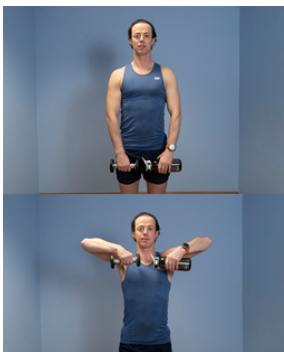
1. Bent over row

- Stand holding a small weight in one hand.
- Slightly bend your knees and flex forward from your hips.
- Keep your upper back straight.
- Pull the weight up to the side of your body whilst squeezing your shoulder blades together (use a shopping bag with household items if you do not have weights).
- Control the movement of your arm back down so your arm is straight.
- **Perform this exercise up to 15 times, hold position for 10 seconds.**
- **Repeat routine 3 times.**



2. Full neck range of motion

- Sitting upright in a supportive chair.
- Gently bring your chin down to your chest and then lift your head up to look at the ceiling, work in your comfortable range complete 10 of each.
- Then starting from the middle again, bring your left ear down to your left shoulder, and then the exact opposite over to the right. Working in your comfortable range.
- **Perform this exercise up to 20 times, rest for 1 minute.**
- **Repeat routine 3 times.**



3. Upright rows

- Start with arms straight down in front of you with overhand grip holding a small weight (use whatever you have around the house if you don't have weights) between 1-3kg.
- Draw your wrists and elbows up to your chin.
- Slowly lower over 5 seconds back to the start and repeat.
- **Perform this exercise up to 8 times.**
- **Repeat routine 3 times.**