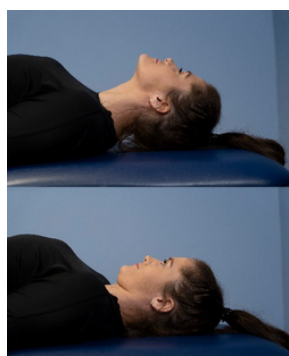



# Cervical Radiculopathy Advanced Programme

Aim to perform this programme a minimum of once per day unless prescribed otherwise. As with any new exercise, start slowly (repetitions as able) and build up as you are able within the guidelines below. Pain should not exceed 4/10 whilst completing this exercise programme.



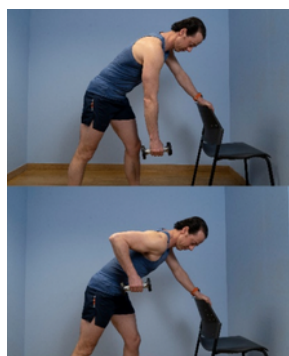
## 1. Neck strength in lying

- With your head in neutral, gently pull your chin backwards towards your neck (not nodding your head).
- Only pull back till you start to feel stretch at the back of your neck, this may be a very small movement.
- Hold for 10 seconds and relax.
- **Perform this exercise up to 6 times.**
- **Repeat routine 3 times.**



## 2. Neck rotation

- In sitting looking forward, turn your head as far to one side as you can within your comfortable range.
- Then as quickly as you feel comfortable to, turn to the other side as far as you can within your comfortable range.
- Try to build the speed of movement over time as you feel able.
- **Perform this exercise up to 10 times each direction, rest for 1 minute.**
- **Repeat routine 3 times.**



## 3. Bent over row

- Stand holding a small weight in one hand.
- Slightly bend your knees and flex forward from your hips.
- Keep your upper back straight.
- Pull the weight up to the side of your body whilst squeezing your shoulder blades together (use a shopping bag with household items if you do not have weights). Hold position for 5 seconds.
- Control the movement of your arm back down so your arm is straight.
- **Perform this exercise up to 10 times.**
- **Repeat routine 2 times.**